



## Utilities



- SINGLE AXLE CHANNEL UTILITY (U6, U7, U8)
- TANDEM AXLE CHANNEL UTILITY (U6, U7, U8)
- SINGLE AXLE ANGLE UTILITY (US, UA, UB)
- TANDEM AXLE ANGLE UTILITY (US, UA, UB)
- 50" ALL-STEEL UTILITY (A1)
- 60" ALL-STEEL UTILITY (A6)
- 50" LIGHT UTILITY (U1)





# Single Axle Channel Utility

60", 77", & 83" Deck Widths (U6, U7, U8)



**CHANNEL FRAME**



77" x 12' (U7) Pictured with 4' Spring Assist Gate Option

**Widths**  
60", 77", 83"

**Lengths**  
8' - 14'

### Coupler Options

- 2" A-Frame \*
- 2 5/16" A-Frame
- 2 5/16" Adjustable
- 3" Pintle Eye

### Axle Options

- (1) 3,500 lb One Idler / Spring \*
- (2) 3,500 lb One Brake / Spring
- (1) 5,200# Electric / Spring (83" Only)

### Tail Options

- Straight Deck \*
- 2' Dovetail w/ 5' Slide-in Ramps (12 ft & up)
- 2' Dovetail w/ 2 Fold-up Ramps
- 2' Dovetail w/ 4' Fold-up Gate
- Straight Deck w/ 2 Fold-up Ramps
- 4' Dovetail w/ 2 Fold-up Ramps
- Straight Deck w/ 4' Fold-up Gate
- Straight Deck w/ 5' Slide-in Ramps (12 ft & up)
- Tilt Deck (Single Axle Only)
- 2' Dovetail
- Straight Deck w/ Bi-Fold Gate
- 2' Dovetail w/ Bi-Fold Gate
- 4' Dovetail w/ Bi-Fold Gate

### Color Options

- Black Powdercoat \*
- Equipment Yellow Powdercoat
- Grey Powdercoat
- Red Powdercoat
- Regatta Blue Powdercoat
- Tractor Green Powdercoat
- White Powdercoat

### Other Options

- Side Mount ATV Ramps (12ft or Longer)
- 2 Flush Mount D- Rings
- Expanded Metal Floor
- 2" Removable Pipe Side Rail
- Rub Rail
- Steel Floor w/ 4 D-rings
- Spare Tire Mount
- Rear Support Jacks
- 16" Cross Members
- Regular Sides w/ Solid Metal

### Landscape Options

- 2ft Expanded Metal Sides
- 4ft Expanded Metal Sides
- Front Tool Cage
- 4ft Side Gate ( 14ft or Longer )



\* denotes a standard feature

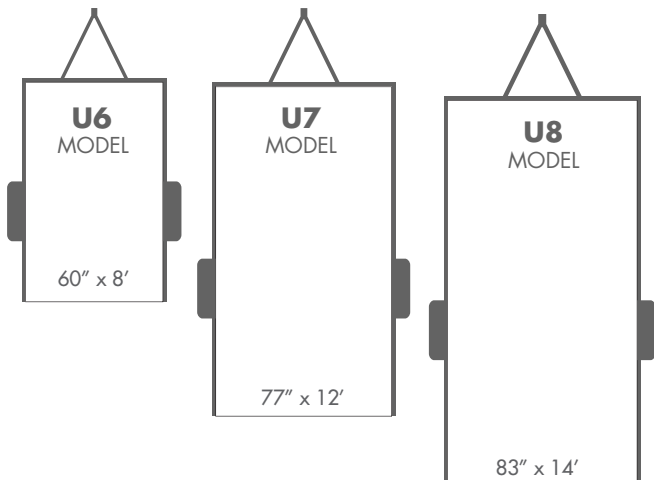
## Standard Features

- 2,990 lb GVWR
- 3,500 lb GAWR
- 2" Bulldog Coupler
- Safety Chains
- Pipe Mount Swivel Jack
- Accu-Lube Axle / Idler
- 4 Leaf Double Eye Spring Suspension
- New 15" White Spoke Wheels
- New ST 205/75R15 Radial Tires
- Stake Pockets ( 12 & 14ft )
- Tread Brite Removeable Aluminum Fenders
- 3" Channel Frame & Tongue ( 8 & 10ft )
- 4" Channel Frame & Tongue ( 12 & 14ft )
- 2 1/2" x 2 1/2" x 3/16" Angle Crossmembers
- 2" x 2" Removable Side Rail
- Treated Pine Deck
- DOT Approved Flush Mount Lights
- Molded Wire Harness ( 12 & 14ft )
- Sand Blasted
- Acid Washed
- Powder Coated



At PJ Trailers, every trailer we build is powder coated with Sherwin-Williams™ Powder Coat. A powder coat finish is far superior to conventional paint. It is extremely durable and does not easily crack, chip, or peel as conventional paint does. Powdercoating also helps prevent rust & corrosion making it the longest lasting and most durable finish on the market.

## Available in 60", 77", & 83" Widths



### Popular Options



Side Mount ATV Ramps



2" Pipetop Removeable Siderails



Regular Sides w/ Solid Metal



# Tandem Axle Channel Utility

60", 77", & 83" Deck Widths (U6, U7, U8)



**CHANNEL FRAME**



**Widths**  
60", 77", 83"  
**Lengths**  
10' - 20'

83" x 16' (U8) Pictured with Spare Tire Option

## Standard Features

- 7,000 lb GVWR
- 3,500 lb x 2 GAWR
- 2" Bulldog Coupler
- Safety Chains
- Pipe Mount Swivel Jack
- Accu-Lube Axles | Brake & | Idler
- 4 Leaf Double Eye Spring Suspension
- New 15" White Spoke Wheels
- New ST 205/75R15 Radial Tires
- Stake Pockets
- Tread Brite Removeable Alum. Fenders
- 4" Channel Frame & Tongue
- 2 1/2" x 2 1/2" x 3/16" Angle Cross Members
- 2" x 2" Removable Side Rail
- Treated Pine Deck
- DOT Approved Flush Mount Lights
- Molded Wire Harness
- Sand Blasted
- Acid Washed
- Powder Coated



At PJ Trailers, every trailer we build is powder coated with Sherwin-Williams™ Powder Coat. A powder coat finish is far superior to conventional paint. It is extremely durable and does not easily crack, chip, or peel as conventional paint does. Powdercoating also helps prevent rust & corrosion making it the longest lasting and most durable finish on the market.

## Coupler Options

- 2" A-Frame \*
- 2 5/16" A-Frame
- 2 5/16" Adjustable
- 3" Pintle Eye

## Axle Options

- (2) 3,500 lb One Brake One Idler / Spring \*
- (2) 3,500 lb Two Idlers / Spring
- (2) 3,500 lb Two Brakes / Spring
- (2) 5,200# One Electric / Spring (83" Only)
- (2) 5,200# Electric / Spring (83" Only)

## Tail Options

- Straight Deck \*
- 2' Dovetail w/ 5' Slide in Ramps ( 12ft & Up )
- 4' Dovetail w/ 5' Slide in Ramps ( 16ft & Up )
- 2' Dovetail w/ 2 Fold Up Ramps
- 2' Dovetail w/ 4' Spring Assist Gate
- Straight Deck w/ 2 Fold Up Ramps
- 4' Dovetail w/ 2 Fold Up Ramps ( 16ft & Up )
- Straight Deck w/ 4' Spring Assist Gate
- Straight Deck w/ 5' Slide in Ramps ( 12ft & Up )
- 2' Dovetail
- 4' Dovetail
- Straight Deck w/ Bi-Fold Gate
- 2' Dovetail w/ Bi-Fold Gate
- 4' Dovetail w/ Bi-Fold Gate

## Color Options

- Black Powdercoat \*
- Equipment Yellow Powdercoat
- Grey Powdercoat
- Red Powdercoat
- Regatta Blue Powdercoat
- Tractor Green Powdercoat
- White Powdercoat

## Other Options

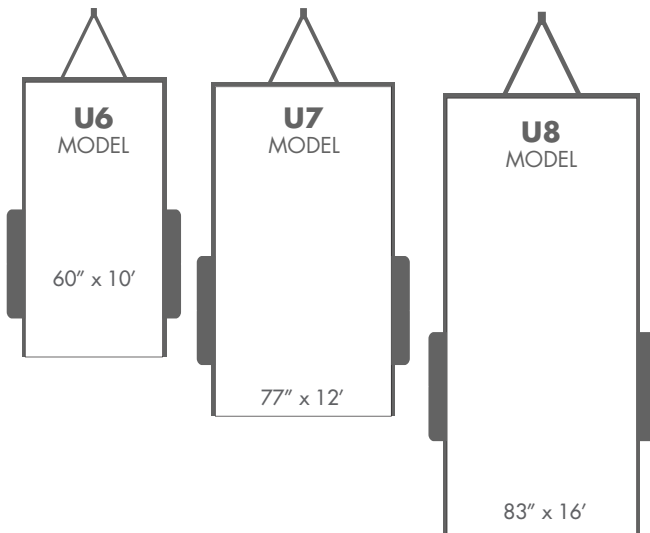
- Side Mount ATV Ramps ( 14ft or Longer )
- 4ft Solid Metal Sides
- 2 Flush Mount D- Rings
- Diamond Plate Steel Fenders
- Expanded Metal Floor
- 2" Removable Pipe Side Rail
- Rub Rail
- Steel Floor w/ 4 D-rings
- Spare Tire Mount
- Rear Support Jacks
- 16" Cross Members
- 22" Solid Metal Sides w/ 2" Pipe-top
- Regular Sides w/ Solid Metal

## Landscape Options

- 2ft Expanded Metal Sides
- 4ft Expanded Metal Sides
- Front Tool Cage
- 4ft Side Gate (14ft or Longer )



## Available in 60", 77", & 83" Widths



## Popular Options



Side Mount ATV Ramps



2" Pipetop Removeable Siderails



Regular Sides w/ Solid Metal



# Single Axle Angle Utility

60", 77", & 83" Deck Widths (US, UA, UB)



**ANGLE  
FRAME**



**Lengths**  
8' - 14'

60" x 12' (US) Pictured

## Standard Features

- 3,500 G.V.W.R.
- 3,500 G.A.W.R.
- 2" Ball Coupler
- Safety Chains
- 1 - Jack (2,000 lb.)
- 1 - Posi-lube Idler Axle
- Spring Suspension
- 2 - 15" White Spoke Wheels
- 2 - ST205/75R15 Radial Tires (1,820 lb.)
- 2x3 Angle Frame
- 2x3x3/16 Angle Crossmembers
- Straight Deck w/ 5' Slide-in Ramps
- 60", 77", & 83" Wide Deck
- DOT Approved Lights
- Protected Wire Harness
- Sand Blasted, Acid Washed, Powder Coated



At PJ Trailers, every trailer we build is powder coated with Sherwin-Williams™ Powder Coat. A powder coat finish is far superior to conventional paint. It is extremely durable and does not easily crack, chip, or peel as conventional paint does. Powdercoating also helps prevent rust & corrosion making it the longest lasting and most durable finish on the market.

## Coupler Options

- BP 2" A-Frame \*
- BP 2" A-Frame (Bull Dog)

## Axle Options

- (1) 3,500# Idler / Spring \*
- (1) 3,500# Electric / Spring

## Tail Options

- Straight Deck w/ 5' Slide-in Ramps \*
- Straight Deck w/ 4' Fold-up Gate
- Straight Deck

## Color Options

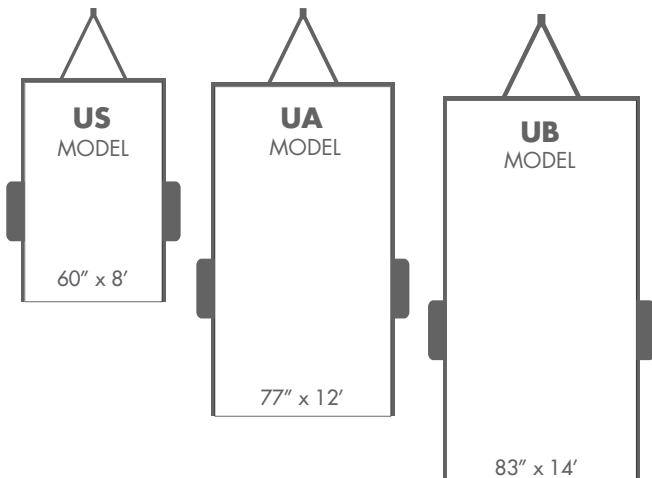
- Black Powdercoat \*
- Equipment Yellow Powdercoat
- Grey Powdercoat
- Red Powdercoat
- White Powdercoat

## Other Options

- Bias Ply Tires (Single Axle)
- 1 Pair D-Rings
- LED Lights
- Wrap Tongue

\* denotes a standard feature

## Available in 60", 77", & 83" Widths





# Tandem Axle Angle Utility

60", 77", & 83" Deck Widths (US, UA, UB)



ANGLE  
FRAME



Lengths  
10' - 16'

83" x 16' (UB) Pictured

## Standard Features

- 7,000 G.V.W.R.
- 3,500 x 2 G.A.W.R.
- 2" Ball Coupler
- Safety Chains
- 1 - Jack (2,000 lb.)
- 1 - Posi-lube Idler Axle & 1 - Brake Axle
- 4 Leaf Double-eye Spring Suspension
- 4 - 15" White Spoke Wheels
- 4 - ST205/75R15 Radial Tires (1,820 lb.)
- 2x3 Angle Frame
- 2x3x3/16 Angle Crossmembers
- 60", 77", 83" Wide Deck
- DOT Approved Lights
- Protected Wire Harness
- Sand Blasted, Acid Washed, Powder Coated



At PJ Trailers, every trailer we build is powder coated with Sherwin-Williams™ Powder Coat. A powder coat finish is far superior to conventional paint. It is extremely durable and does not easily crack, chip, or peel as conventional paint does. Powdercoating also helps prevent rust & corrosion making it the longest lasting and most durable finish on the market.

## Coupler Options

- BP 2" A-Frame \*
- BP 2" A-Frame (Bull Dog)

## Axle Options

- (2) 3,500# One Electric / Spring \*
- (2) 3,500# Idler / Spring
- (2) 3,500# Electric / Spring

## Tail Options

- Straight Deck w/ 5' Slide-in Ramps \*
- Straight Deck w/ 4' Fold-up Gate
- Straight Deck

## Color Options

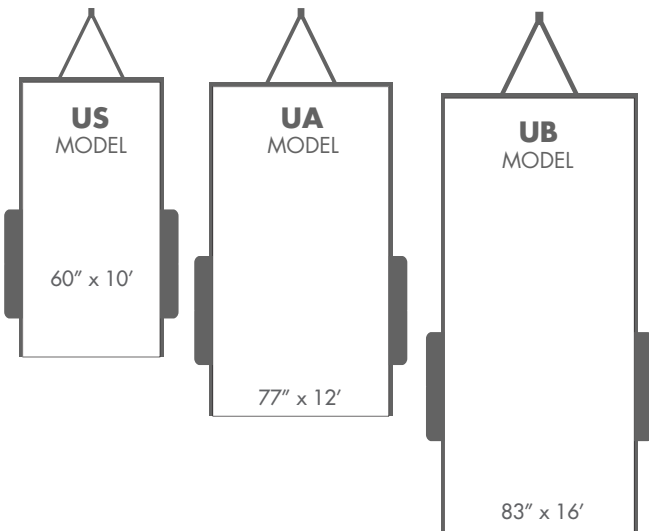
- Black Powdercoat \*
- Equipment Yellow Powdercoat
- Grey Powdercoat
- Red Powdercoat
- White Powdercoat

## Other Options

- Bias Ply Tires (Tandem Axle)
- 1 Pair D-Rings
- LED Lights
- 2" Pipe Top Rail
- Wrap Tongue

\* denotes a standard feature

## Available in 60", 77", & 83" Widths





# 60" All-Steel Utility (A6)



60"  
DECK WIDTH



Lengths  
8' - 10'

### Coupler Options

- BP 2" A-Frame \*
- BP 2 5/16" A-Frame
- BP 2 5/16" Adjustable
- 3" Pintle Eye

### Axle Options

- (1) 3,500 lb Idler / Spring \*
- (1) 3,500 lb Electric / Spring

### Tail Options

- Straight Deck w/ 4' Fold-up Gate \*

### Other Options

- 2 Flush Mount D- Rings
- Spare Tire Mount

\* denotes a standard feature

## Standard Features

- 2,990 lb GVWR
- 3,500 lb GAWR
- 2" Bulldog Coupler
- 4 Leaf Double Eye Spring Suspension
- New 15" White Spoke Wheels
- New ST 205/75R15 Radial Tires
- Tread Brite Removeable Aluminum Fenders
- 3" Channel Tongue
- 4" Channel Frame & Tongue (12 & 14ft)
- 2 1/2" x 2 1/2" x 3/16" Angle Crossmembers
- 12ga Removable Solid Side Rail
- 1/8" Diamond Plate Steel Floor w/ 4 Flush Mount D-Rings
- DOT Approved Flush Mount Lights
- Sand Blasted
- Acid Washed
- Powder Coated



At PJ Trailers, every trailer we build is powder coated with Sherwin-Williams™ Powder Coat. A powder coat finish is far superior to conventional paint. It is extremely durable and does not easily crack, chip, or peel as conventional paint does. Powdercoating also helps prevent rust & corrosion making it the longest lasting and most durable finish on the market.



# 50" All-Steel Utility (A1)



Lengths  
8'

## Standard Features

- 2,000 lb GVWR
- 2,000 lb GAWR
- 2" Coupler
- Safety Chains
- Accu-Lube Axle I Idler
- 4 Leaf Double Eye Spring Suspension
- New 13" White Spoke Wheels
- New ST 175/80R13 Radial Tires
- Removable Steel Fenders
- 2" Square Tubing Tongue
- 2" x 2" x 1/8" Angle Crossmembers
- 12ga" Removable Solid Side Rail
- 1/8" Diamond Plate Steel Floor w/ 4 Flush Mount D-Rings
- DOT Approved Flush Mount Lights
- Sand Blasted
- Acid Washed
- Powder Coated

## Coupler Options

2" Coupler \*

## Axle Options

(1) 2,000 lb Idler / Spring \*

## Tail Options

Straight Deck w/ 3' Gate \*

## Color Options

Black Powdercoat \*  
 Equipment Yellow Powdercoat  
 Grey Powdercoat  
 Red Powdercoat  
 Regatta Blue Powdercoat  
 Tractor Green Powdercoat  
 White Powdercoat

## Other Options

2 Flush-mount D-Rings  
 Spare Tire Mount

\* denotes a standard feature



# 50" Light Utility (U1)



Lengths  
8'

## Standard Features

- 2,000 lb GVWR
- 2,000 lb GAWR
- 2" Coupler
- Safety Chains
- Accu-Lube Axle I Idler
- 4 Leaf Double Eye Spring Suspension
- New 13" White Spoke Wheels
- New ST 175/80R13 Radial Tires
- Removable Steel Fenders
- 2" Square Tubing Tongue
- 2" x 2" x 1/8" Angle Frame
- 2" x 2" x 1/8" Angle Crossmembers
- 1" x 1" Removable Square Tubing Side Rails
- Treated Pine Floor
- 50" Deck Width
- DOT Approved Lighting
- Sand Blasted
- Acid Washed
- Powder Coated

## Coupler Options

2" Coupler \*

## Axle Options

(1) 2,000 lb Idler / Spring \*

## Tail Options

Straight Deck\*  
 Straight Deck w/ 3' Gate  
 Tilt Deck

## Other Options

2 Flush-mount D-Rings  
 Expanded Metal Floor  
 Steel Floor  
 Spare Tire Mount

\* denotes a standard feature

# Utilities Options Guide (some options not shown, please view the product page for a list of all options)

## Color Options (actual color may vary, check specific model page for available colors)



Black Powder Coat



Grey Powder Coat



White Powder Coat



Red Powder Coat



Equipment Yellow Powder Coat



Tractor Green Powder Coat



Regatta Blue Powder Coat

## Tail Options



Tilt Deck (U1)



Tilt Deck (U6, U7, & U8)



3' Fold-up Gate (U1)



4' Fold-up Gate (U6, U7, U8)



5' Slide-in Ramps (U6, U7, U8)

## Utility Trailer Options



2 ft Expanded Metal Sides



4 ft Expanded Metal Sides



Steel Floor w/ 4 D-Rings



Utility Spare Tire Mount



Diamond Plate Fenders



2" Pipetop Removeable Siderails



Carhauler Spare Tire Mount



Utility Rubrail



Side Mount ATV Ramps



22" Solid Metal Sides w/ 2" Pipe-top Rail



Regular Sides w/ Solid Metal



Fold-in Gate



## PJ TRAILERS

- #1 Professional Grade Open Trailer Manufacturer
- Broad Line of Dumps, Flatdecks, Utilities, Tilts & Equipment Trailers
- Over 300 Independent PJ Trailers Dealer Locations in the US & Canada

Visit Us Online at [www.pjtrailers.com](http://www.pjtrailers.com)

